



Solutions
for human
progress

Cerro Quillagua

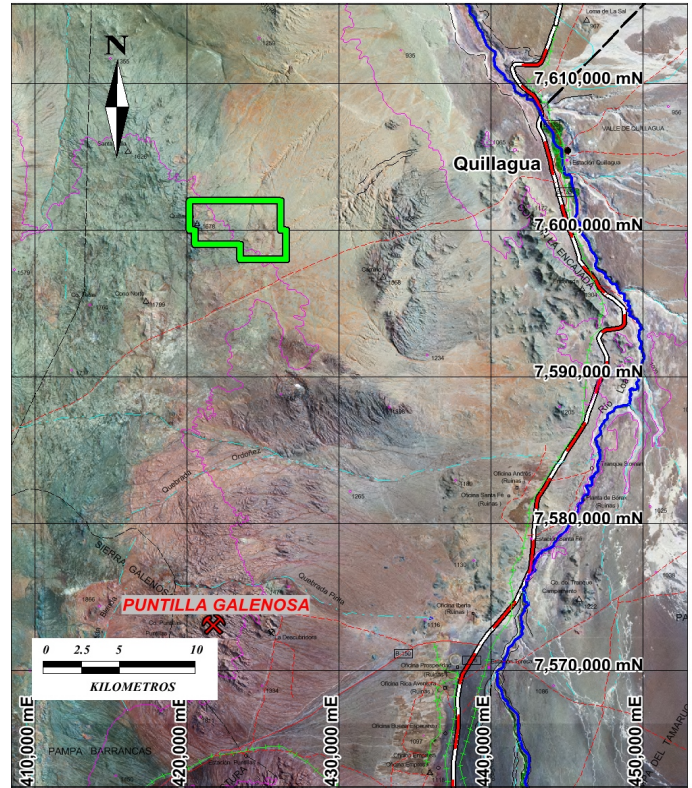
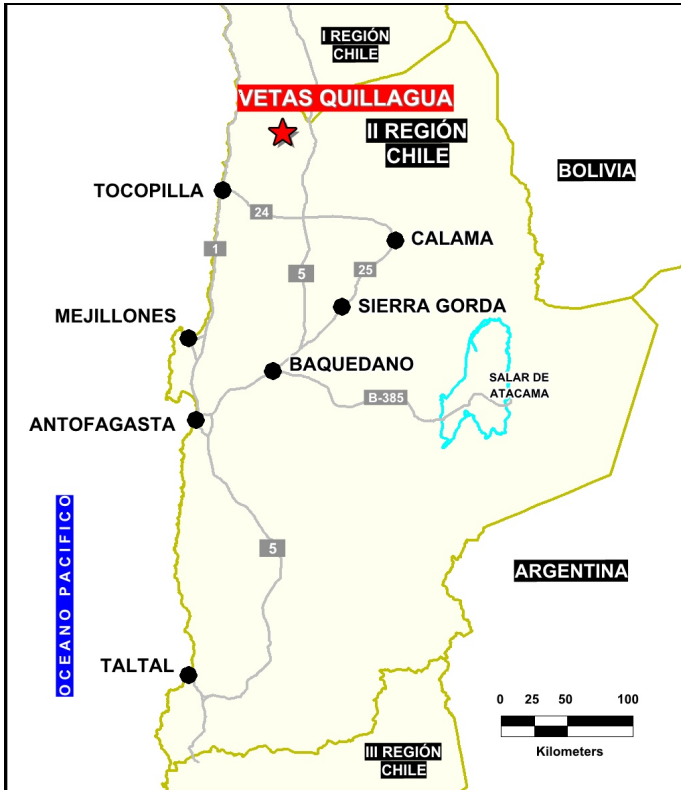
Generative Exploration

Prospect #17

SUMMARY

Structural zone with vein, breccia and stockwork trends NNE through NNW with presence of oxidized stockworks within a coarse grained intrusive rock.

Observable sulphides include chalcopryrite, covellite and chalcocite associated with quartz veins with grades up to 1.1% total copper.



HIGHLIGHTS

Central Northing (UTM):	7600000
Central Easting (UTM):	423200
Elevation (masl):	1500
Metal(s):	Cu (Au)
Deposit Style:	porphyry
Exploration Stage	Generative Exploration
Area (hectares)	2110
Nearest Project:	Tovaku (Pucobre Codelco)
Historical:	Surface samples

EXPLORATION WORK

Geological Mapping:	1:50000
Geochemical Samples:	55
Trenching	N/A
Channel Samples	N/A
Geophysics:	N/A
RC Drill holes	N/A
DDH Drill holes:	N/A
Total drilling :	N/A
Other:	N/A



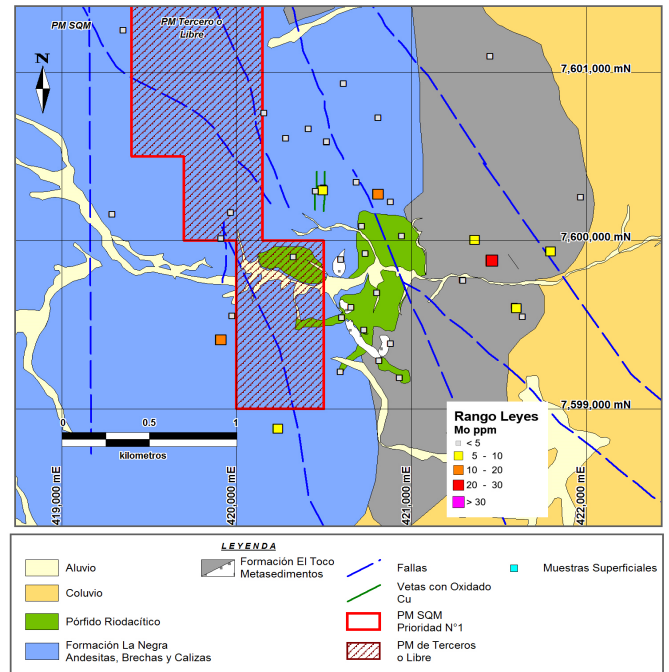
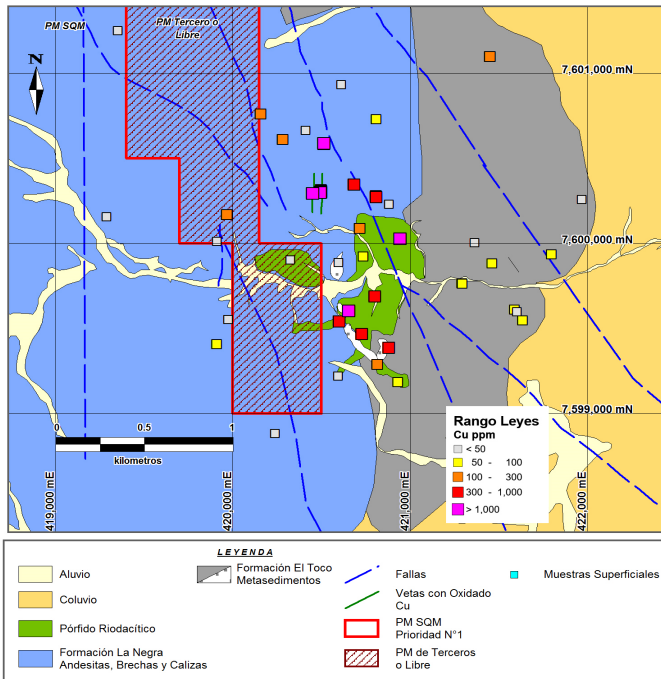


Solutions
for human
progress

Cerro Quillagua

Generative Exploration

Prospect #17



CONTACT DETAILS

Jose Dias Cifuentes
New Metal Business Director
jose.dias.cifuentes@sqm.com
+56 9 7465 7359

Ricardo Gonzalez Montecinos
Metal Business and Exploration Manager
ricardo.gonzalez.montecinos@sqm.com
+56 9 6320 7257

www.sqm.com

